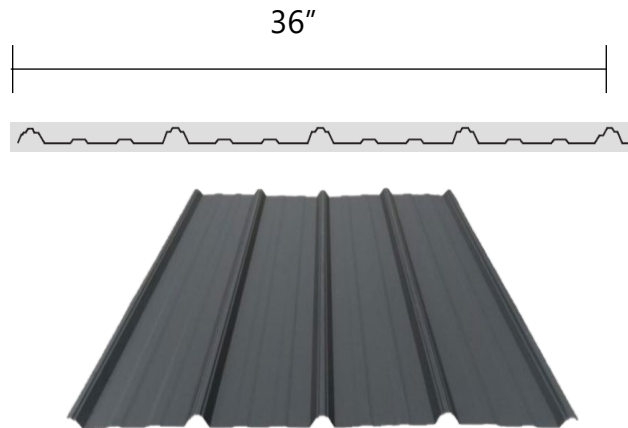




Tuff Rib Metal Roofing and Siding

Tuff-Rib PANEL SYSTEM

RMS Tuff-Rib is used on residential applications but functions well as a light commercial panel as well. One of our most popular and affordable panels, Tuff Rib can be installed for metal roofing, siding, and modern accents. this Ribbed Steel Roof Panel is built to last and stands up to wind, hail, snow, and rain.



APPLICATIONS

- Economical, structural, light gauge through-fastener
- Metal roofing, siding, and modern accents
- Ceiling Liner available
- Limited Lifetime Paint Warranty
- Anti-Siphon Sidelap Design for Weathertightness
- 28 and 26 Gauge Available

FINISHES

RMS Series Tuff-Rib system is available in a wide variety of coatings and colors. See the color card for our full range of standard colors and paint system specifications.

COLOR AVAILABILITY

	28ga	28 ga & 26 ga	26ga
	TUFF RIB	A1101	STANDING SEAM
Ash Gray	●	●	■
Burgundy	●	●	■
Brown	●	●	■
Burnished Slate	●	●	■
Beige	●	●	■
Black	●	●	■
Charcoal	●	●	■
Taupe	●	●	■
Gallery Blue	●	●	■
Hawaiian Blue	●	●	■
Ivy	●	●	■
Light Gray	●	●	■
Light Stone	●	●	■
Patina Green	●	●	■
Red	●	●	■
Rustic Red	●	●	■
Tan	●	●	■
White	●	●	■
Copper Penny	●	●	■
Galvalume	●	●	■

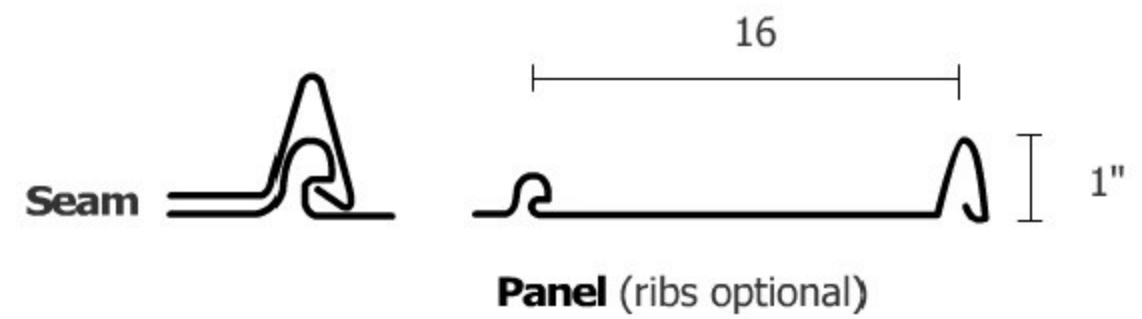
- In stock - white liner panel also available
 - Additional lead time
- Also available, touch-up paint, color matched fasteners and snow retention.
- * Lower the number, the thicker the steel, industry standard is 29ga.

ROOF  **METALS**
S u p p l y

315-735-1153

www.RoofMetalsSupply.com

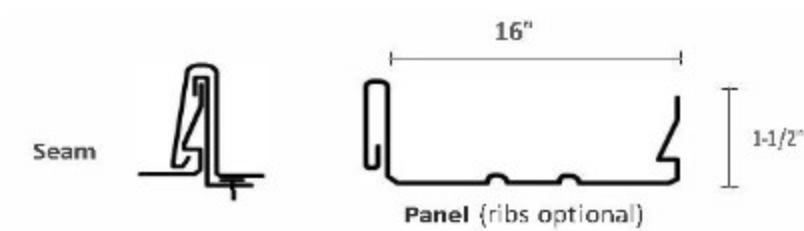
A1101 RMS Snap-Lok



3 1/2 Recommended pitch and above	28ga 26ga	16" Coverage	Integral Nail flange
--	----------------------------	------------------------	-------------------------

A1101 Panel allows you to have a beautiful roof without exposed fasteners. It is ideal for residential and light commercial applications.

A1500 RMS Snap-Lok



Minimum 3/12" pitch	26 ga	15.25" Coverage	Clips Required
--------------------------------------	--------------	---------------------------	--------------------------

A1500 Snap-Lok Is a 1 1/2 snap lock panel that requires clips in seam to fasten down, This Panel Gives a commercial look with the higher rib.

Tuff Rib



28ga	Minimum 3/12" pitch	36" Coverage	9" Rib Spacing
-------------	--------------------------------------	------------------------	--------------------------

Tuff Rib is the most common panel used in residential and AG applications with years of proven performance.

Whatever panel you choose, rest assured with an Akzo Nobel paint system and a thicker panel than the industry standard. You will be protected for years to come.

CERAM-A-STAR®

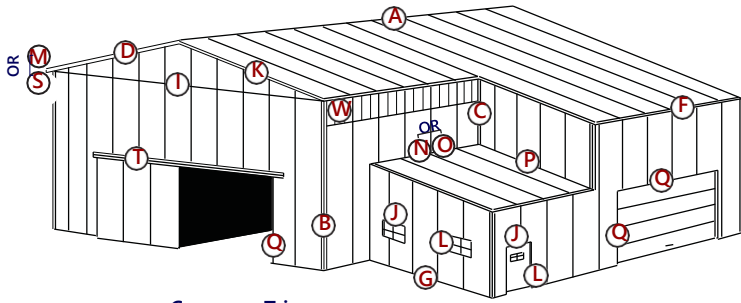
ROOF METALS

Supply

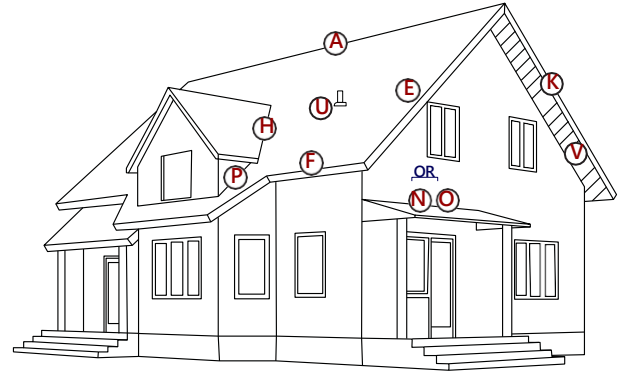
Tuff-Rib

Standard Trims

for Roofing & Siding Systems

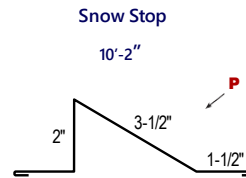
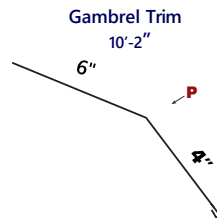
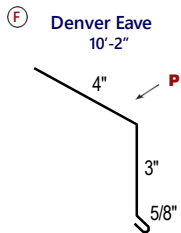
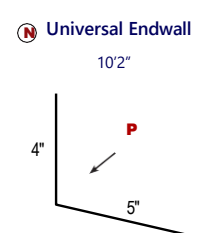
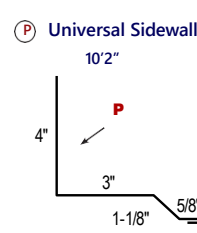
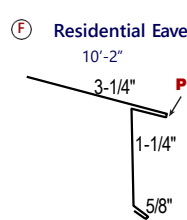
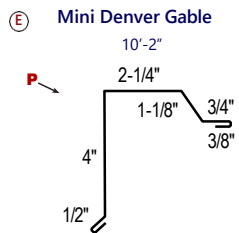
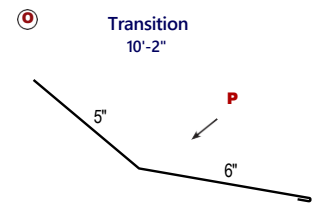
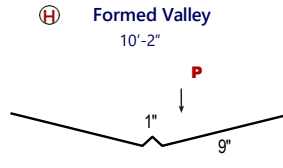
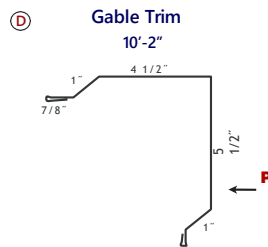
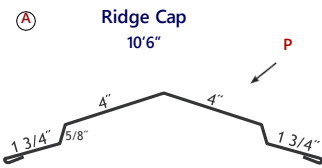


Common Trims

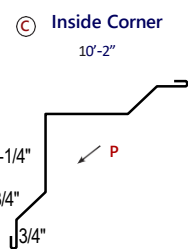
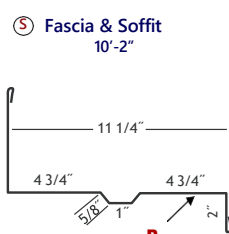
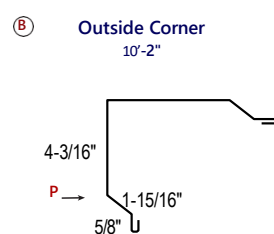
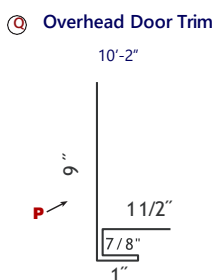
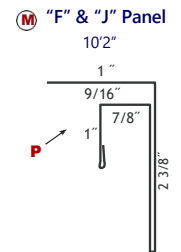
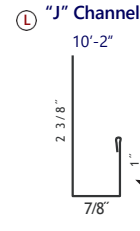
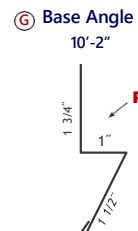

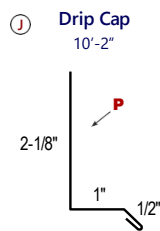
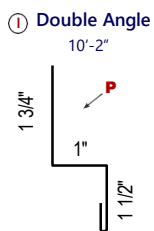


Common Trims

Standard Roofing Trims



Standard Siding Trims



Custom Profiles and trims available upon request

315-735-1153

www.RoofMetalsSupply.com