




Almond



Stone White



Bone White



Sandstone



Sierra Tan



Slate Gray



Cityscape



Dark Gray



Charcoal




Slate Blue




Gallery Blue




Matte Black



Classic Bronze



Dark Bronze



Burnished Slate




Mansard Brown




Patina Green




Forest Green



Hartford Green




Terra Cotta



Burgundy



Colonial Red



◆ Regal Red



◆ Metallic Silver

◆ Premium Colors



◆ Metallic Copper



◆ Metallic Champagne

PLEASE NOTE: The colors listed on this color chart are as close to the actual painted metal as possible. Actual color swatches are available upon request. Fluropon® pre-finished galvalume steel and aluminum containing Fluropon® 70% PVDF.

Fluropon® Paint System	Steel		Aluminum		Technical Data							
	26 Ga.	24 Ga.	0.032	0.040	Energy Star®	LEED®	Initial TSR	Initial TE	Initial SRI	3 Year TSR	3 Year TE	3 Year SRI
Almond	●	●	●		●	●	0.56	0.83	65	0.65	0.83	77
Bone White	●	●	●	●	●	●	0.67	0.87	81	0.64	0.87	77
Burgundy	●	●	●		●		0.26	0.87	25	0.26	0.87	25
Burnished Slate	●	●	●	●	●	●	0.31	0.87	32	0.32	0.87	33
Charcoal	●	●	●	●	●		0.27	0.87	27	0.28	0.87	27
Cityscape	●	●	●	●	●	●	0.38	0.87	42	0.39	0.87	30
Classic Bronze		●	●	●	●		0.11	0.83	41	0.25	0.83	22
Colonial Red	●	●	●	●	●	●	0.29	0.88	30	0.29	0.88	30
Dark Bronze	●	●	●		●	●	0.29	0.88	30	0.30	0.88	30
Dark Gray	●	●	●	●	●	●	0.34	0.88	36	0.34	0.88	36
Forest Green	●	●	●	●	●	●	0.32	0.87	33	0.32	0.87	33
Gallery Blue	●	●	●	●	●	●	0.30	0.87	31	0.30	0.87	31
Hartford Green	●	●	●	●	●	●	0.29	0.88	30	0.29	0.88	30
Mansard Brown	●	●	●	●	●	●	0.28	0.89	29	0.29	0.89	30
Matte Black	●	●	●	●	●		0.26	0.87	25	0.26	0.87	25
Patina Green	●	●	●	●	●	●	0.28	0.89	29	0.28	0.89	29
Sandstone	●	●	●	●	●	●	0.40	0.87	44	0.40	0.87	44
Sierra Tan		●	●	●	●	●	0.54	0.87	63	0.53	0.87	62
Slate Blue	●	●			●	●	0.52	0.87	60	0.51	0.87	59
Slate Gray	●	●	●	●	●	●	0.34	0.88	36	0.34	0.88	36
Stone White		●			●	●	0.43	0.87	48	0.43	0.87	48
Terra Cotta		●			●	●	0.62	0.88	74	0.59	0.88	70
Galvanized G90 Acrylic Coated	●	●										
Galvalume® AZ55 Acrylic Coated	●	●										
Mill Finish			●	●								
Premium Finish - 35 Year Warranty												
Regal Red	●	●	●		●	●	0.49	0.88	56	0.49	0.88	56
Metallic Champagne		●			●	●	0.41	0.87	46	0.38	0.91	43
Metallic Copper		●	●		●	●	0.37	0.87	41	0.43	0.90	50
Metallic Silver		●	●		●	●	0.54	0.87	64	0.46	0.91	53

Polyester Paint System	Steel		Aluminum	
	26 Ga.	24 Ga.	0.032	0.040
Bronze/White			●	
Medium Bronze/Bronze			●	
Black/White			●	
White/White			●	

- Oil canning is not a cause for rejection.
- Protective film must be removed immediately after installation.
- For a true color representation, please call or write for actual metal sample(s).
- Contact your local sales representative for specific stocking information and special requests.

LEED 2.2 Requirements

Solar Reflectance Index (SRI)

Steep Slope Roofs = ≥ 29

Low Slope Roofs = ≥ 78

ENERGY STAR Requirements

Initial Solar Reflectivity

Steep Slope Roofs ($>2:12$) ≥ 0.25

Low Slope Roofs ($\leq 2:12$) ≥ 0.65

3 Year Solar Reflectivity

Steep Slope Roofs ($>2:12$) ≥ 0.15

Low Slope Roofs ($\leq 2:12$) ≥ 0.50